



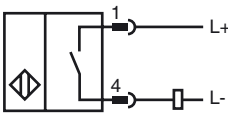
Model Number

NBB5-18GM40-Z3-V1

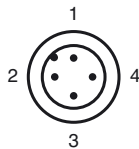
Features

- 5 mm flush
- 2-wire DC

Connection



Pinout



Wire colors in accordance with EN 60947-5-2

1	BN	(brown)
2	WH	(white)
3	BU	(blue)
4	BK	(black)

Accessories

BF 18

Mounting flange, 18 mm

V1-G

4-pin, M12 female field-attachable connector

V1-W

4-pin, M12 female field-attachable connector

V1-G-2M-PUR

Cable socket, M12, 4-pin, PUR cable

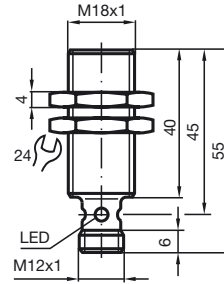
V1-W-2M-PUR

Cable socket, M12, 4-pin, PUR cable

EXG-18

Quick mounting bracket with dead stop

Dimensions



Technical Data

General specifications

Switching element function	DC	NO
Rated operating distance	s_n	5 mm
Installation		flush
Output polarity		DC
Assured operating distance	s_a	0 ... 4.05 mm
Reduction factor r_{Al}		0.34
Reduction factor r_{Cu}		0.31
Reduction factor r_{304}		0.72

Nominal ratings

Operating voltage	U_B	5 ... 60 V
Switching frequency	f	0 ... 500 Hz
Hysteresis	H	1 ... 10 typ. 5 %
Reverse polarity protection		tolerant
Short-circuit protection		pulsing
Voltage drop	U_d	≤ 5 V
Operating current	I_L	2 ... 100 mA
Lowest operating current	I_m	2 mA
Off-state current	I_r	0 ... 0.5 mA typ.
Indication of the switching state		Multihole-LED, yellow

Functional safety related parameters

MTTF _d	1870 a
Mission Time (T_M)	20 a
Diagnostic Coverage (DC)	0 %

Ambient conditions

Ambient temperature	-25 ... 70 °C (-13 ... 158 °F)
---------------------	--------------------------------

Mechanical specifications

Connection type	Device connector M12 x 1, 4-pin
Housing material	brass, nickel-plated
Sensing face	PBT
Protection degree	IP67

Compliance with standards and directives

Standard conformity	
Standards	EN 60947-5-2:2007 IEC 60947-5-2:2007

Approvals and certificates

UL approval	cULus Listed, General Purpose
CSA approval	cCSAus Listed, General Purpose
CCC approval	Certified by China Compulsory Certification (CCC)